

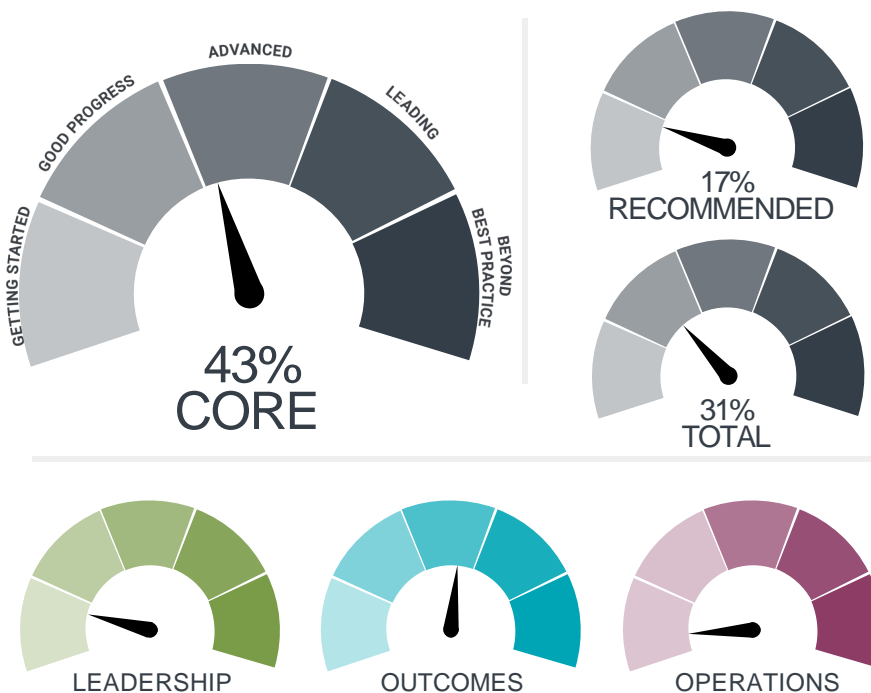
PRIMARY CONTACT  
Peter Brown

PRIMARY INDUSTRY SECTOR  
Chemicals, hardware and machinery

PACKAGING SUPPLY CHAIN POSITION  
Manufacturer

REPORTING PERIOD  
Financial Year: 1st July - 30th Jun

### DASHBOARD



### SUMMARY

For the 2021 APCO Annual Report, your organisation has obtained a score of 43% for the core criteria, achieving *Performance Level 3 (Advanced)*. Six out of six recommended criteria were answered. On average, quantitative data was collected with 'High' accuracy.

### INDICATORS

This Performance Summary shows your organisation's performance against the APCO Packaging Sustainability Framework. This document will not be made public by APCO - it is for your internal reporting and APCO record keeping purposes only.

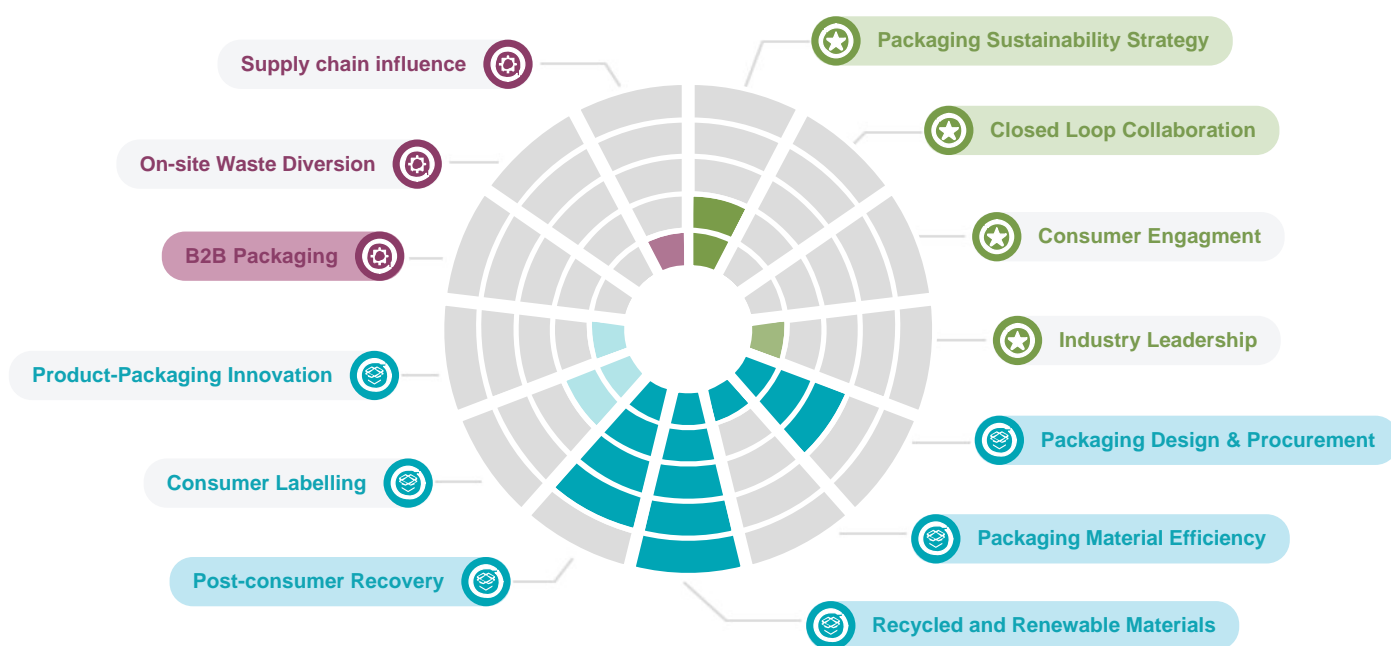
**CORE:** All core criteria.

**RECOMMENDED:** All answered recommended criteria.

**TOTAL:** Sum of all core and answered recommended criteria.

**LEADERSHIP, OUTCOMES, OPERATIONS:** Core and answered recommended criteria for each category.

### CRITERIA SCORES



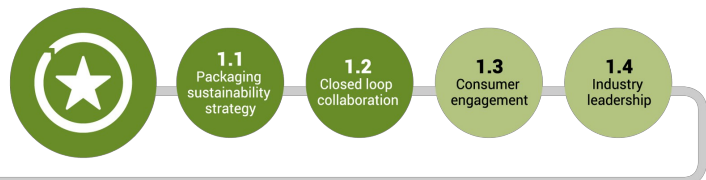
XX Core Criteria

XX Recommended Criteria

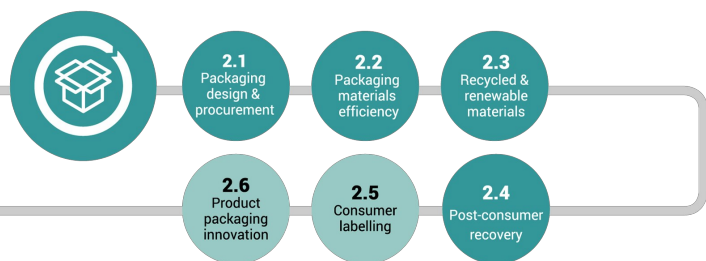
### REPORTING FRAMEWORK

#### OVERVIEW

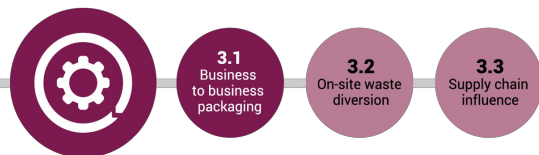
##### 1. LEADERSHIP



##### 2. OUTCOMES



##### 3. OPERATIONS



xx Core criteria

xx Recommended criteria

#### LEVEL DESCRIPTIONS

##### LEVEL 0

##### NOT YET STARTED

The organisation does not have a plan and has not started investigating options for action under the relevant criteria.

##### LEVEL 1

##### GETTING STARTED

The organisation is developing a plan or is investigating options for action under that criteria (e.g. agreeing on goals and targets).

##### LEVEL 2

##### GOOD PROGRESS

There are documented procedures in place (e.g. to implement the Sustainable Packaging Guidelines) or some progress has been achieved, data tracking shows up to 20% of products have achieved the desired outcome.

##### LEVEL 3

##### ADVANCED

The organisation has specific, measurable targets in place, or data tracking shows that >20% of products have achieved the desired outcome.

##### LEVEL 4

##### LEADING

The organisation has more rigorous procedures in place, or an ambitious target has been met e.g. >50% of products have achieved the desired outcome.

##### LEVEL 5

##### BEYOND BEST PRACTICE

The organisation has more rigorous procedures in place, or an ambitious target has been met e.g. 100% of products have achieved the desired outcome.

### ABOUT THE APCO FRAMEWORK

The APCO Packaging Sustainability Framework (the Framework) aims to provide a consistent and transparent framework for assessing and tracking packaging sustainability across organisations. The Framework consists of thirteen independent criteria that belong to three separate categories. These categories are (i) Leadership, (ii) Packaging Outcomes and (iii) Operations. The diagram above shows the different criteria included within each of these three categories.

There are two types of criteria within the Framework:

- **Core criteria** are mandatory and must be answered by all Members when completing the Annual Reporting Tool.
- **Recommended criteria** are not mandatory, but Members are encouraged to complete as many recommended criteria as possible.

Each criteria is divided into five levels of performance ranging from 'getting started' to 'beyond best practice'. The Reporting Tool assigns a performance level to each criteria and overall performance levels / scores based on your organisation's responses. The diagram above illustrates the key differences between performance levels. Please see [www.packagingcovenant.org.au](http://www.packagingcovenant.org.au) for more information.

### ABOUT APCO

APCO is a co-regulatory, not for profit organisation that partners with government and industry to reduce the harmful impact of packaging on the Australian environment. APCO promotes sustainable design and recycling initiatives, waste to landfill reduction activities and circular economy projects.

APCO annual reporting is a key Membership activity, providing Member organisations with a transparent method to track their packaging sustainability performance. Annual reporting also supplies APCO with valuable data and information to identify industry trends and advancements.

### LEADERSHIP

#### EXISTING LEVEL

#### NEXT LEVEL

##### Criteria 1.1 PACKAGING SUSTAINABILITY STRATEGY

###### Good Progress

Integrated your packaging sustainability strategy into business policies and processes.

###### Advanced

Ensure that your organisation has a documented process in place for continuous improvement to your overall packaging sustainability strategy.

##### Criteria 1.2 CLOSED LOOP COLLABORATION

###### Not Started

Your organisation has not yet taken any action to meet packaging sustainability requirements under this criteria.

###### Getting Started

Investigate opportunities for joining or starting a collaborative initiative to address barriers to the recovery of waste packaging.

##### Criteria 1.3 CONSUMER ENGAGEMENT

###### Not Started

Your organisation has not yet taken any action to meet packaging sustainability requirements under this criteria.

###### Getting Started

Look for opportunities to engage consumers by: (1) Adding packaging information to your website or other publications. (2) Applying on-pack claims or labels. (3) Applying labels that encourages active consumer engagement. (4) Designing packaging to reduce the impacts of consumption. (5) Running a marketing campaign.

##### Criteria 1.4 INDUSTRY LEADERSHIP

###### Getting Started

Your organisation: (1) Is involved in at least one program or initiative to improve packaging sustainability through collaboration and industry leadership.

###### Good Progress

(1) Look for collaborative or industry leadership opportunities to improve packaging sustainability. (2) Get involved in a program or initiative to improve packaging sustainability through collaboration and industry leadership. (3) Look for opportunities that allow you to submit your organisation's leadership initiative(s) for an award or other formal process for external recognition. (4) Look for opportunities that allow you to actively engage with peers and/or the community to promote packaging sustainability, and share sustainability knowledge for non-commercial purposes.

### OUTCOMES

##### Criteria 2.1 PACKAGING DESIGN AND PROCUREMENT

###### Advanced

Your organisation is continuing to design or review packaging with reference to the Sustainable Packaging Guidelines (SPG) or equivalent. More than 20% of your products have had their packaging designed or reviewed using this process.

###### Leading

Continue to design or review your packaging with reference to the Sustainable Packaging Guidelines (SPG) or equivalent. Aim to review the packaging for at least 80% of your products. Improve the rigour of packaging assessments for at least 50% of your products using Life Cycle Assessment (LCA) or similar life cycle tool.

### OUTCOMES

#### EXISTING LEVEL

#### NEXT LEVEL

##### Criteria 2.2 PACKAGING MATERIAL EFFICIENCY

###### Getting Started

Your organisation has a documented plan or is investigating opportunities to optimise the quantity of material used in packaging.

###### Good Progress

Establish a database to track the percentage of products that have had their packaging weight reduced or optimised for material efficiency. Aim to have data showing that up to 20% of products have had their packaging weight reduced or optimised for material efficiency.

##### Criteria 2.3 RECYCLED AND RENEWABLE MATERIALS

###### Beyond Best Practice

Your organisation has data showing all products have packaging that has been optimised for renewable and/or recycled content.

###### Beyond Best Practice

Your organisation has achieved the highest level possible within the Annual Reporting Tool for this criteria. For your organisation to maintain this level of performance, your organisation will need to show you are continuously looking for improvement opportunities, with supporting evidence.

##### Criteria 2.4 POST-CONSUMER RECOVERY

###### Leading

Your organisation has data showing that more than 50% of products have primary packaging that can be recovered through existing post-consumer recovery systems and these systems achieve the highest potential environmental value.

###### Beyond Best Practice

Continue to collect data and monitor progress. Aim to have data showing that all of your products have primary packaging that can be recovered through existing post-consumer recovery systems, and that these recovery systems achieve the highest potential environmental value.

##### Criteria 2.5 CONSUMER LABELLING

###### Good Progress

Your organisation has data showing that up to 20% of products have packaging that is labelled for disposal or recovery.

###### Advanced

Look for opportunities to add disposal/recycling labels to more packaging or to make labels more specific or easier to follow. Aim to have data showing that more than 20% of products have packaging with this type of label.

##### Criteria 2.6 PRODUCT-PACKAGING INNOVATION

###### Getting Started

Your organisation has developed a plan or is investigating opportunities to change the design or delivery of at least one product to improve packaging sustainability. This could involve, for example, changes in the product format, product delivery system or business model.

###### Good Progress

Establish a database to track the percentage of your product-packaging systems that have been evaluated using Life Cycle Assessment (LCA) or similar. Aim to have data showing up to 20% of product-packaging systems have been evaluated and outcomes optimised.

## OPERATIONS

## EXISTING LEVEL

## NEXT LEVEL

## Criteria 3.1 BUSINESS TO BUSINESS PACKAGING

## Not Started

Your organisation has not yet taken any action to meet packaging sustainability requirements under this criteria.

## Getting Started

Develop a plan or investigate opportunities to reduce the amount of single-use business-to-business (B2B) packaging used internally or send to customers. This can be achieved, for example, by improving efficiency or by introducing reusable packaging.

## Criteria 3.2 ON-SITE WASTE DIVERSION

## Not Started

Your organisation has not yet taken any action to meet packaging sustainability requirements under this criteria.

## Getting Started

Investigate opportunities to divert solid waste generated at your facilities (factories, warehouses, offices, retail stores etc.) from landfill.

## Criteria 3.3 SUPPLY CHAIN INFLUENCE

## Getting Started

Your organisation is engaging its supply chain by: (1) Evaluating risks and opportunities for influence.

## Good Progress

Look for opportunities to engage suppliers by: (1) Communicating goals and guidelines. (2) Providing support to suppliers to improve their understanding of your goals and strategies. (3) Collaborating with key suppliers to share knowledge. (4) Establishing business processes to monitor supplier compliance.

## NEXT STEPS

This Performance Summary shows your organisation's performance against the APCO Packaging Sustainability Framework. The scores have been calculated by the Annual Reporting Tool based on the responses you provided. A full explanation is available on the the Annual Reporting Tool website under the Information section. See [www.australianpackagingassessment.com.au](http://www.australianpackagingassessment.com.au).

Complementary to this Performance Summary, two additional reports will be produced:

**ANNUAL REPORT AND ACTION PLAN:** This will be your public facing document, combining your organisation's annual reporting results and new action plan targets to document progress towards the APCO Packaging Sustainability Framework criteria.

**BENCHMARKING REPORT:** This is a tailored report that will be made available when all APCO Members have submitted their annual reports. The Benchmarking Report will enable you to compare your organisation's performance against other APCO Members.

## DISCLAIMER

The copyright owners of this report are The Australian Packaging Covenant Organisation (APCO) and the University of Technology Sydney (UTS). The data contained within this report is owned exclusively by APCO. This report (including all text, images and attachments) has been prepared for the exclusive use and benefit of the copyright holders and each addressee(s) only. The copyright owners give their consent and grant a limited licence to each addressee(s) for the use of this report, in its entirety, to be reproduced, distributed and communicated to third parties or made public at the discretion of the addressee(s). All other rights are strictly reserved. The addressee(s) is not permitted to reproduce, distribute or communicate separate subsections, images or individual pages of this report. The report can only be reproduced, distributed or communicated in full. The information contained in this report does not constitute investment or business advice and addressee(s) should not rely on the information for such purposes. All addressee(s) should obtain their own independent advice before making any financial decisions based on the information included in this report. 2017 -2021 ©.

Suite 1102, Level 11, 55 Clarence Street, Sydney, NSW, 2000 ☎ (02) 8381 3700 ✉ [apco@packagingcovenant.org.au](mailto:apco@packagingcovenant.org.au)